

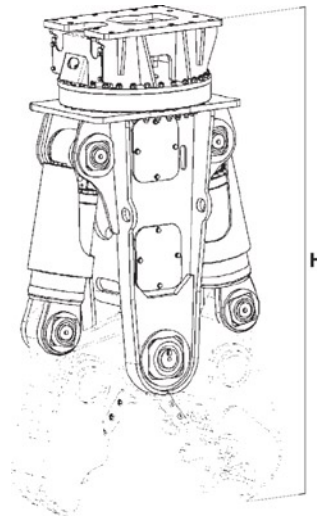
# Multifunctional Shear MP Series

## All-in-One – Powerful and Versatile

The concept of the Multifunctional Shears: one main body with interchangeable shear arms enabling the MP to be used for any jobs necessary in demolition, recycling and gutting. With easy



interchangeable shear arms («Kits»), the shears can be used as demolition shears, scrap shears, plate shears, pulverizers or powerful grapples. The especially designed speed-valve shortens the opening and closing times significantly.



The design of the MP Series is very compact and slim for best vision. Its powerful cylinders are integrated into the body minimizing their risk of damage. The MP Series is equipped with the LST HWRI continuous 360° rotation drive with its regulation valve for constant and optimum rotating speed – ensuring easy and accurate positioning.

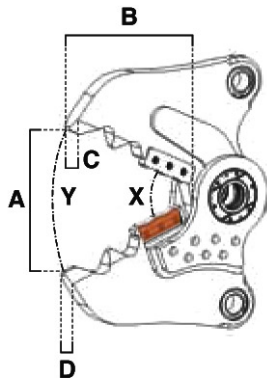
Model		MP 200	MP 250	MP 380	MP 500
Carrier weight	[t]	18 - 25	22 - 38	35 - 55	50 - 80
Total weight (incl. kit)	[kg]	2150 - 2500	2550 - 3050	4250 - 4500	6150 - 6500
Body weight	[kg]	1450	1700	2850	4050
H (height) approx.	[mm]	1950	2250	2550	3400
Cylinder power	[t]	80	100	155	190
max. Operating pressure		320	320	320	350
Oil flow	[l/min]	190 - 315	240 - 365	285 - 420	380 - 525
Rotator					
- 360° Rotation *		HWRI	HWRI	HWRI	HWRI
- max. Operating pressure	[bar]	140	140	140	140
- max. Oil flow	[l/min]	10	10	10	30
Leak oil line required		/	/	/	yes


\* HWRI – Double bearing fifth wheel driven by an internal hydraulic motor protected by shock valves.

# Multifunctional Shear MP Series

## Demolition-Kit MP-D

Perfect for precise and versatile demolition of re-inforced concrete

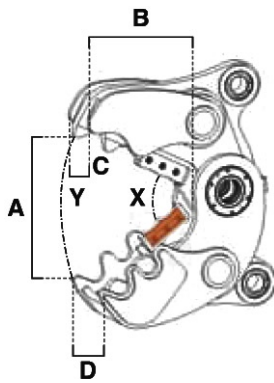


Model		MP-D 200	MP-D 250	MP-D 380	MP-D 500
Weight kit	[kg]	700	850	1500	2200
Total weight (incl. kit)	[kg]	2150	2550	4350	6250
Dimensions	[mm]				
- A (Opening width)		770	870	1080	1350
- B (Opening depth)		580	690	770	880
- C (Jaw width 1)		80	90	140	200
- D (Jaw width 2)		80	90	140	200
- Blade length		220	220	260	260
Closing power	[t]				
- X (Blades)		130	170	335	575
- Y (Tip-of-jaw)		60	65	105	135
max. Cutting performance 	[mm]	25	40	50	60

# Multifunctional Shear MP Series

## Pulverizer-Kit MP-P

Suitable for pulverizing and light demolition

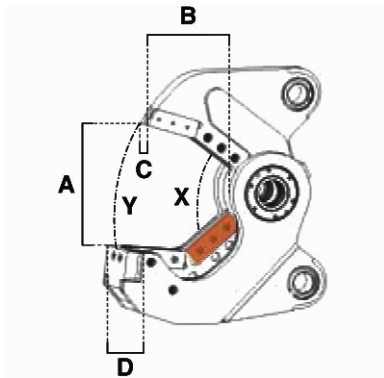





Model		MP-P 200	MP-P 250	MP-P 380	MP-P 500
Weight kit	[kg]	750	950	1600	2350
Total weight (incl. kit)	[kg]	2200	2650	4450	6400
Dimensions	[mm]				
- A (Opening width)		700	870	980	1100
- B (Opening depth)		570	660	710	820
- C (Jaw width 1)		200	280	340	420
- D (Jaw width 2)		320	440	520	600
- Blade length		220	220	260	260
Closing power	[t]				
- X (Blades)		130	170	335	575
- Y (Tip-of-jaw)		60	65	105	135
max. Cutting performance	[mm]	25	40	50	60

# Multifunctional Shear MP Series

## Scrap Shear-Kit MP-S

Strong scrap shear for cutting steel bars, wires and steel structures.

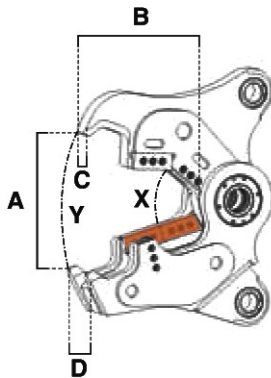





Model		MP-S 200	MP-S 250	MP-S 380	MP-S 500
Weight kit	[kg]	700	850	1400	2100
Total weight (incl. kit)	[kg]	2150	2550	4250	6150
Dimensions	[mm]				
- A (Opening width)		460	550	630	740
- B (Opening depth)		360	460	750	860
- C (Jaw width 1)		90	90	90	100
- D (Jaw width 2)		265	280	330	350
- Blade length		200	260	390	440
Closing power	[t]				
- X (Blades)		120	120	305	530
- Y (Tip-of-jaw)		70	80	100	125
Cutting performance	[mm]				
- max. Material thickness 		40	60	70	90
- Steel girder IPN 		220	360	450	580
- Steel girder HEA 		100	240	290	320

# Multifunctional Shear MP Series

## Combi-Kit MP-C

Suitable for cutting and breaking heavily reinforced concrete. Often used with a »long front« excavator.

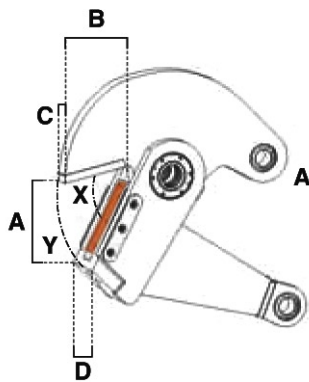



Model		MP-C 200	MP-C 250	MP-C 380	MP-C 500
Weight kit	[kg]	700	850	1450	2100
Total weight (incl. kit)	[kg]	2150	2550	4300	6150
Dimensions	[mm]				
- A (Opening width)		760	850	950	1250
- B (Opening depth)		570	675	750	875
- C (Jaw width 1)		70	90	100	120
- D (Jaw width 2)		235	250	330	370
- Blade length		350	400	450	500
Closing power	[t]				
- X (Blades)		125	155	325	560
- Y (Tip-of-jaw)		60	65	100	130
Cutting performance	[mm]				
- max. Material thickness 		30	50	60	70
- Steel girder IPN 		190	340	370	530
- Steel girder HEA 		80	180	230	260

# Multifunctional Shear MP Series

## Plate Shear-Kit MP-T

Especially suitable for cutting steel plates e.g. tanks or silos

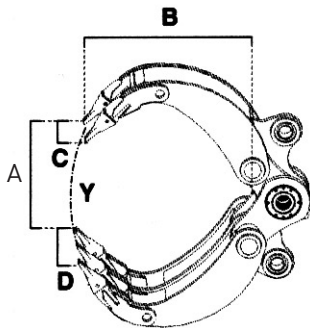


Model		MP-T 200	MP-T 250	MP-T 380	MP-T 500
Weight kit	[kg]	850	950	1500	2150
Total weight (incl. kit)	[kg]	2300	2650	4350	6200
Cutting performance (max. Steel plate) 	[mm]	10	12	14	20
Dimensions	[mm]				
- A (Opening width)		150	150	200	250
- B (Opening depth)		340	390	480	550
- C (Jaw width 1)		80	80	90	110
- D (Jaw width 2)		300	300	350	350
- Blade length		300	350	400	450
Closing power	[t]				
- X (Blades)		125	140	305	520
- Y (Tip-of-jaw)		95	110	150	165

# Multifunctional Shear MP Series

## Grapple-Kit MP-G

The grapple-kit turns the MP Series into an extremely powerful demolition and sorting grapple with exchangeable teeth.



Model		MP-G 200	MP-G 250	MP-G 380	MP-G 500
Weight kit	[kg]	1050	1350	1650	2450
Total weight (incl. kit)	[kg]	2500	3050	4500	6500
Closing power Y (Tip-of-jaw)	[t]	30	45	55	70
Dimensions	[mm]				
- A (Opening width)		1350	2020	2160	2430
- B (Opening depth)		1270	1000	1350	1510
- C (Jaw width 1)		400	540	660	810
- D (Jaw width 2)		650	820	990	1210